





Instructions:

Thank you for having purchased the most technologically advanced ski binding in the industry. The Hinge Tech will allow you easy entry and exit into your bindings with almost no effort, closing you in with the simple flip of the lever.

Your Hinge binding comes from the factory adjusted and ready to use. The tension of the cable system can change over time as parts wear and stretch. When the binding is not being worn, the Hinge lever should take little effort to close. When the binding is on, it will be slightly harder to engage the lever.



to tighten turn clockwise

Things to watch out for:

* Do not make an adjustment unless necessary. Unnecessary adjustments will increase the likelihood of a stripped cable anchor screw hole.

If the Hinge lever is excessively hard to close, first make sure the cable is running through the slots on both sides of the heel cup. In the event the cable is out of the slot, the binding will not function properly.

If cable is in the slots on each side of the heel cup and lever is still excessively hard to close with no foot in the binding, the cable must be loosened. Unscrew the anchor screws, where the cable connects to the base of the binding. Loosen the cable by turning the turnbuckle one (1) turn counter clockwise on each side of the binding. Re-attach the cable with the anchor screws securely then check the lever for tension.

If the Hinge lever does not close properly then the cable must be tightened. Unscrew the anchor screws where the cable connects to the base of the binding. Tighten the cable by turning the turnbuckle one (1) turn clockwise on each side, then tighten the anchor screws and check tension.

The cable anchor screws must be tight to hold the cable in place and toe piece in place. Please make sure they are tight after an adjustment has been made, but do not over-tighten the screw and strip the hole.

Thank you for your purchase of the Hinge Tech Binding System. Any questions about the safe operation of your binding, please call 425-775-5416 or email infobox@connellyskis.com